









Name _____

My Pet Evacuation “Go Bag” Kit Contents









I have _____ cats, _____ dogs, _____ rabbits,
Number  Number  Number 

_____ guinea pigs/mice/etc, _____ horse, _____ pig
Number   Number  Number 

_____ bird, _____ snake or _____ lizard, _____ fish
Number  Number  Number  Number 

other animal (s) _____

Ask an adult to help you check your work.

Description	Picture	How Many I Need for 3 Days
Food bowl		
Water bowl		
Pet carrier		
Pet Food		
Leash/halter/collars		
Water (8 oz/pet/day for dogs and cats)		
Pet identification		
Picture of your pet(s)		
Medicine for your pet(s)		

Other Things I May Need For My Pets

Think of all the other things you may need for your pet emergency bag. Here are some examples: Newspapers, paper towels or napkins, a fork, small blanket, halter, kitty litter and tray, plastic bags to pick up after your dog, plastic bags for trash, a favorite toy.

Other Things My Pet(s) Need (List Below)	How Many?

For more information, go to the Yuba Sutter Domestic Animal Disaster Assistance website at www.ysdada.org

Also go to the FEMA Webpage for Kids at www.fema.gov/kids for fun games, stories, and to learn how to be a Disaster Action Kid!

In case of an emergency, turn on your radio to station KUBA, AM 1600.

Keep this checklist with your pet emergency bag so you can refill it if you use it.